

TECHNICAL DATA

Max. Operating pressure: 350 bar
(Refer To Performance Chart)

Rated flow: 30 l/min
(Refer To Performance Chart)

Response Time Opening 20-40 ms
(2→3, 2→1) Closing 30-50 ms

Cavity-Tooling: 11A-3

Installation torque: 39 - 51 Nm

Weight: 0.239 (Z=N) kg

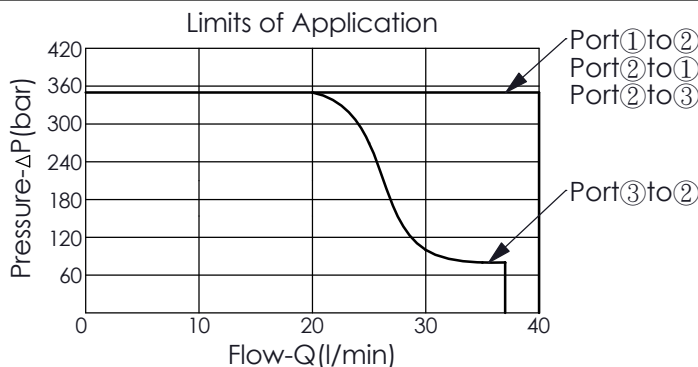
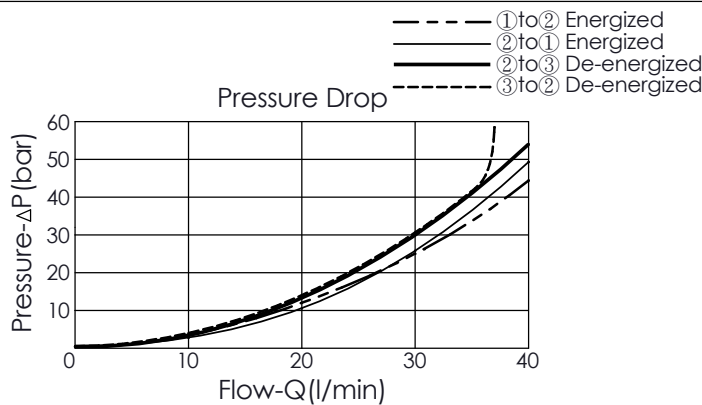
Internal Leakage Approximately:
0.15 cc/minute
(3 drops/minute) max. at 350 bar

Hydraulic Fluid Viscosity · Cleanliness · Temperature Level:
Please refer WINNER technical information.
(T.101.101.E HYDRAULIC FLUID (A) VISCOSITY)
(T.101.102.E HYDRAULIC FLUID (B) CLEANLINESS)
(T.101.103.E HYDRAULIC FLUID (C) TEMPERATURE)

Minimum Voltage Required:
90 % of nominal

Coils must be ordered separately


Mounting Position: unrestricted



The performance curve or data is only for reference, as customers' using condition, pressure, flow, hydraulic fluid viscosity, cleanliness, temperature and so on are different, the curve or data will be different.

X	STRUCTURE
3C	3 Ports · 26 Watt. Coil Ø 16 mm tube

Y	OPERATION
54	Direct-Acting Poppet 3-Way 2-Position Cartridge Style, Fast acting
When de-energized, port ① is closed and bidirectional flow between port ② and port ③. When energized, port ③ is closed and bidirectional flow between port ① and port ②.	

Z	OPTIONS
N	Non-adjustable 
M	Screw-out Knob Style 